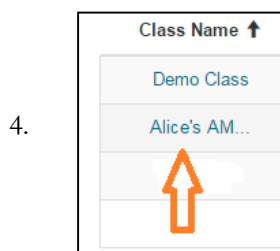
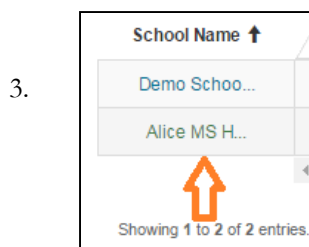
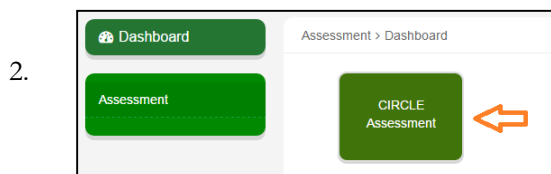
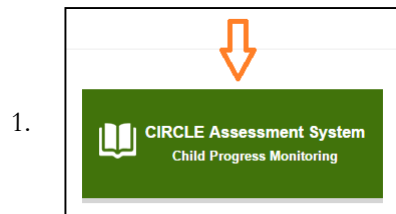
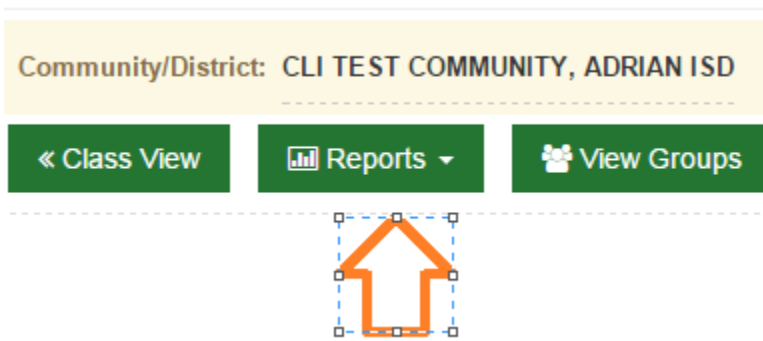


## Class Level Summary Report

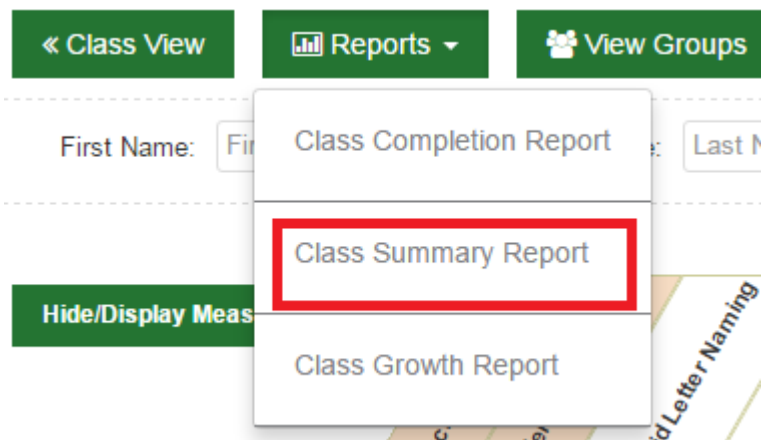
Log in to <https://cliengage.org>



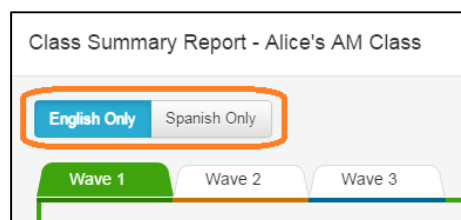
5. Click on Reports



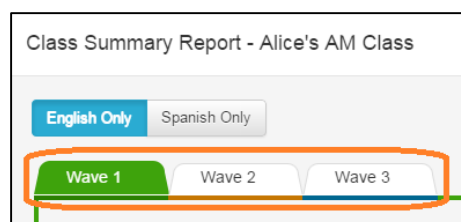
6. Select Class Summary Report



7. Select Language



8. Select Wave



9. Select Measures

Class Summary Report - Alice's AM Class

English Only Spanish Only

Wave 1 Wave 2 Wave 3

Rapid Letter Na... Rapid Vocabula...

Phonological Awareness ☐ Select All Measures

Listening Rhyming I Rhyming II Alliteration Words in a Sent...

Syllabication Onset-Rime

Math ☐ Select All Measures

Rote Counting Shape Naming Number Discrim... Number Naming Shape Discrimin...

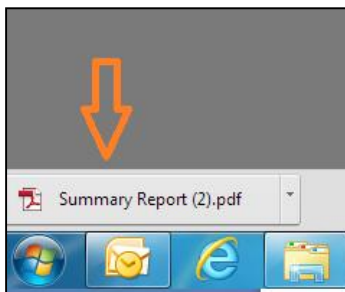
Counting Sets Operations

10. Select Black and White or Color Scores

Class Scores (B&W) Class Scores (Color) Benchmark Report

↑ ↑

11.



This report provides the scores for each of the selected measures. The color surrounding the score means:

- Green: At or above the benchmark
- Red: Below the benchmark for students 4.0 years old and older as of September 1<sup>st</sup> of the current school year
- Yellow: Below the benchmark for students 3.5 to 3.99 years old as of September 1<sup>st</sup> of the current school year
- Blue: The student is younger than 3.5 years old as of September 1<sup>st</sup> of the current school year, or the measure has no validated benchmark

CIRCLE Assessment System									
Class Summary									
Community: ALICE ISD			Assessment Language: English						
School: Alice MS Head Start Ctr			Class: Alice's AM Class						
School year: 2014-2015			Teacher: Alice A.			Wave 1			
Student	Phonological Awareness			Math					
	Rapid Letter Naming	Rapid Vocabulary 1	Listening	Rhyming I	Rhyming II	Total	Rote Counting	Shape Naming	Total
Maximum Score	52	55	5	9	5	43	2	5	28
Student 1	2	-	5	9	-	14	1	5	12
Student 2	8	54	5	9	5	23	0	5	15
Student 3	-	-	-	-	-	-	-	-	-

12.

Physical Development and Health Checklist

☐ Select All Measures

Fine and Visual ...

Gross Motor Ch...

Health Status C...

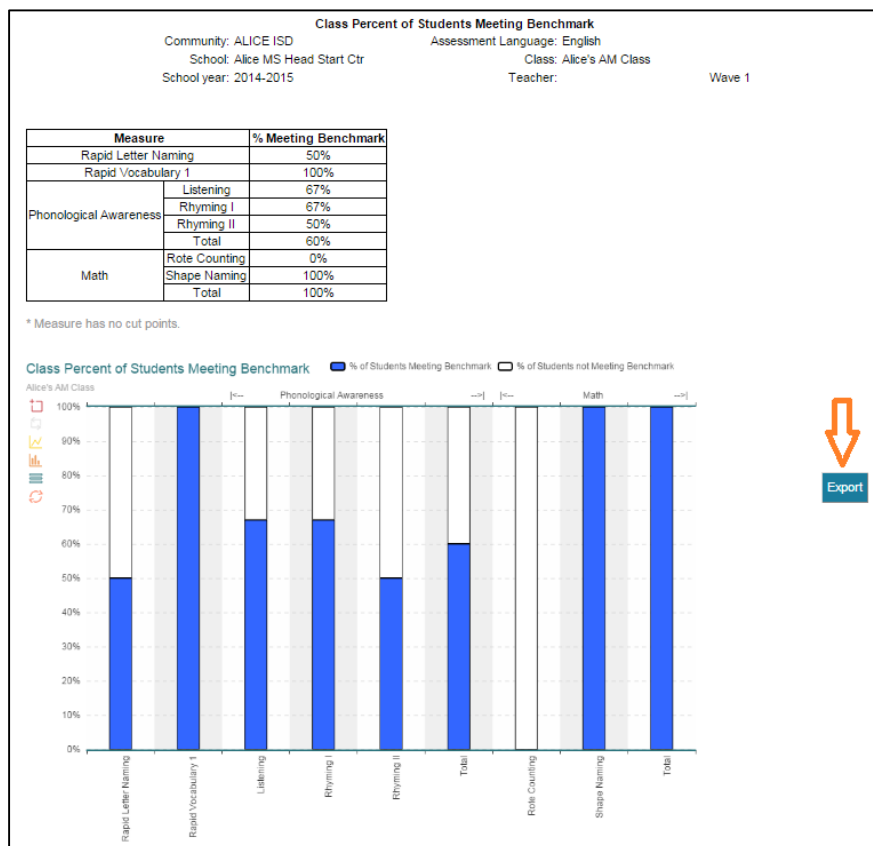
Class Summary

Percentage of Satisfactory Report

This report shows the percentage of students scoring at or above the benchmark score.

Calculations are based only on students with scores if the following conditions exist:

- The student is 3.5 years old or older as of September 1<sup>st</sup> of the current school year  
-no benchmarks have been validated for younger children- , and
- The selected measure has validated benchmarks –Letter Naming, Vocabulary, Phonological Awareness, Math, and Science-



13.

